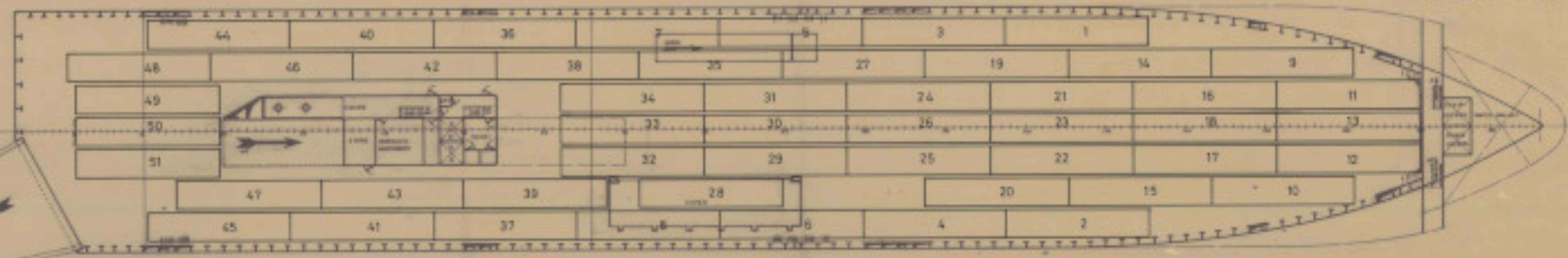


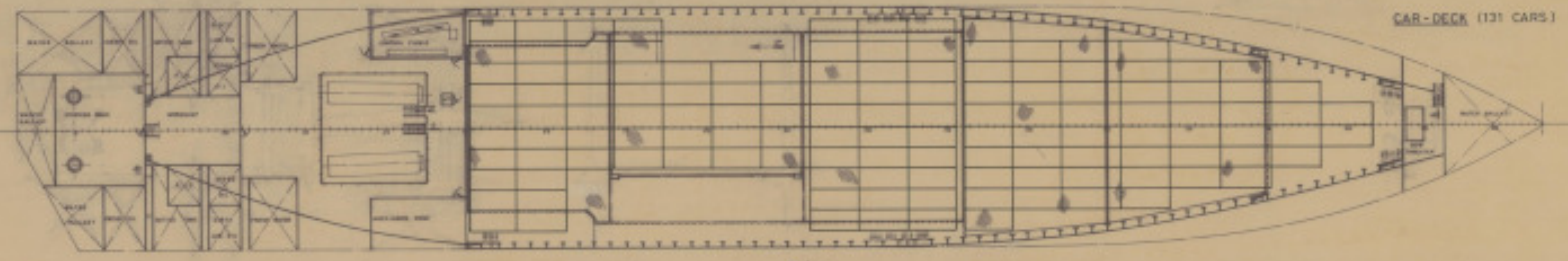
SHELTER DECK (90 PLATFORMS)

FORE PLATFORM

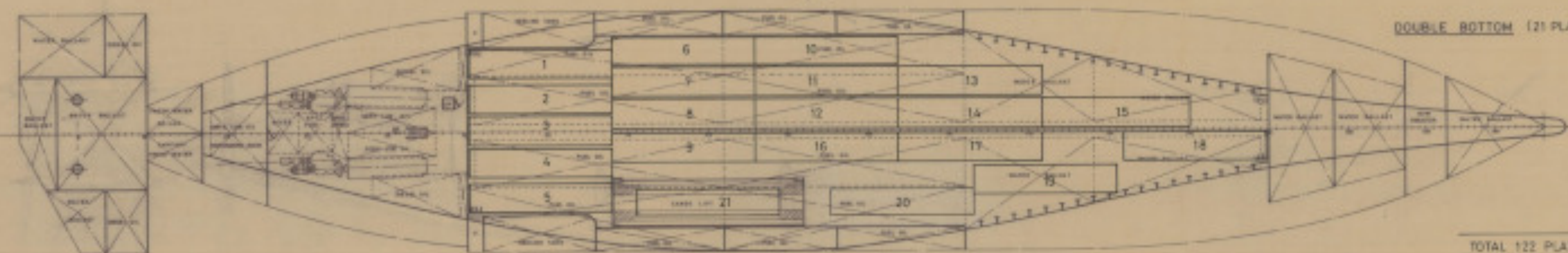


MAIN DECK (51 PLATFORMS)

CASINGS PLATFORM



CAR-DECK (131 CARS)



DOUBLE BOTTOM (21 PLATFORMS)

MAIN DIMENSIONS

LENGTH OVER ALL	140.00	FEET
LENGTH BETWEEN PERPENDICULARS	128.00	FEET
REGISTERED BREADTH	31.00	FEET
DEPTH MAIN DECK	6.00	FEET
DEPTH SHELTER DECK	15.00	FEET
DRAUGHT	17.00	FEET

TOTAL 122 PLATFORMS
 TOTAL 131 CARS MEDIUM SIZE

TECNOR OFICINA TECNICA INDUSTRIAL Y NAVAL			
PROYECTO 1/01/60	9100 DWT. ROLL-ON/ROLL-OFF AND PORTACONTAINERS VESSEL		DESTINO
PLANO Nº E/083	PLATFORMS AND CARS ARRANGEMENT		
ESCALA 1:200	ELABORADO	REVISADO	FECHA
	PROYECTO	REVISADO	LA OBRERA
	ELABORADO	REVISADO	OCT 1960