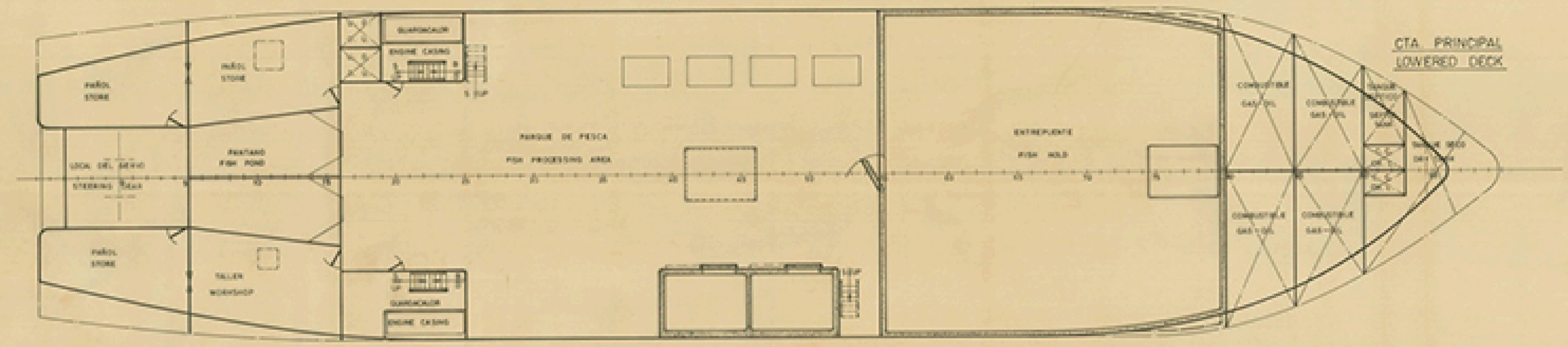
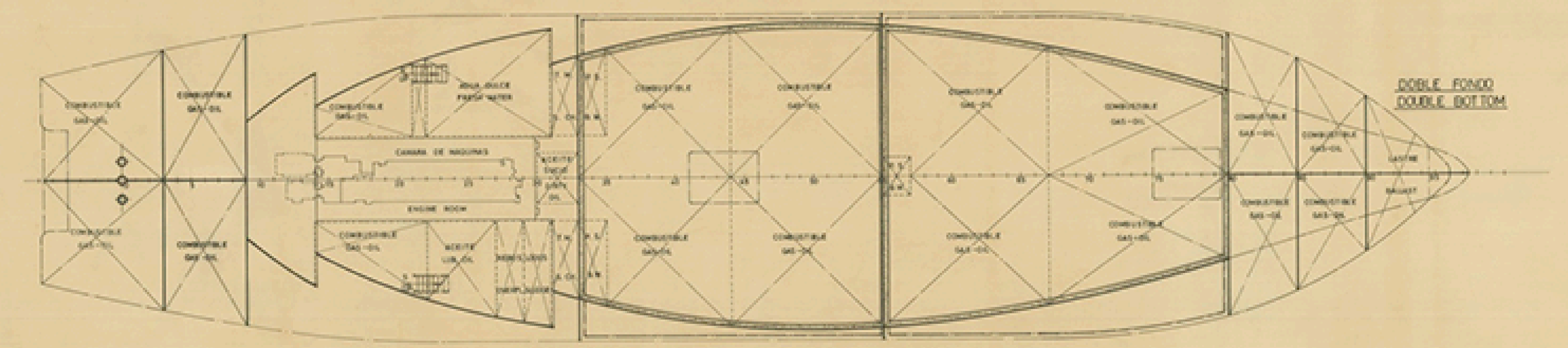


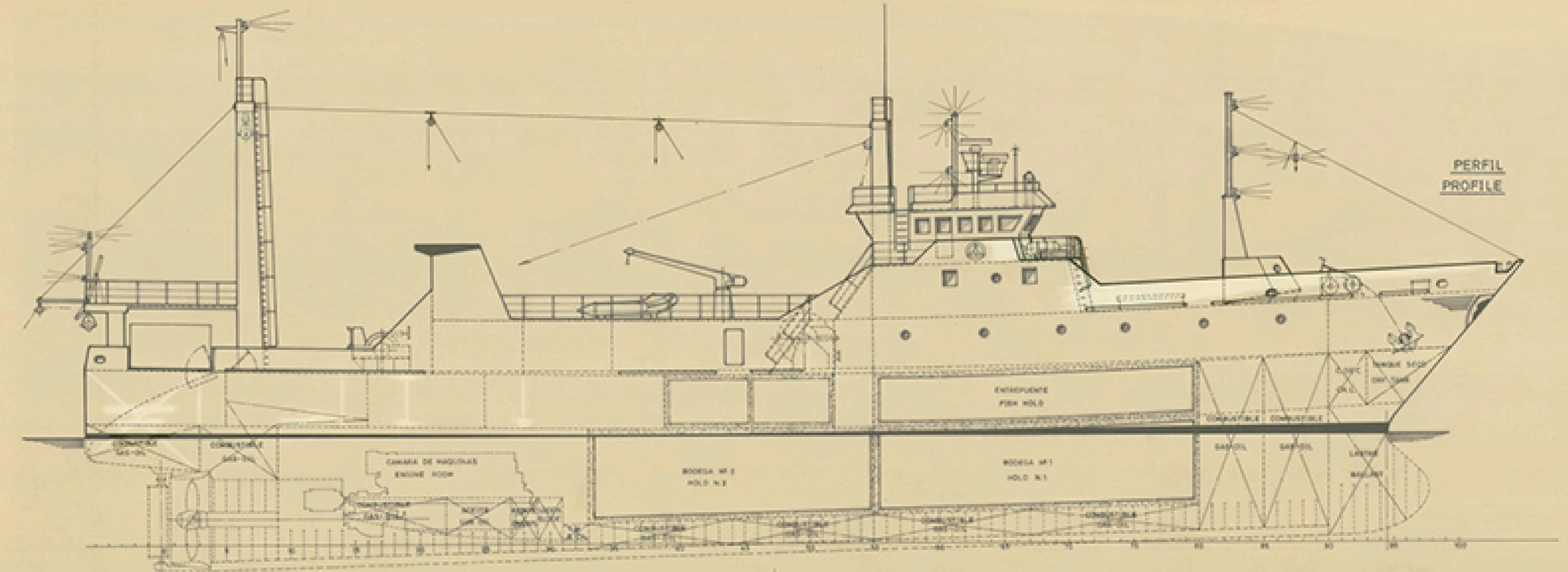
CTA SUPERIOR
UPPER DECK



CTA PRINCIPAL
LOWERED DECK



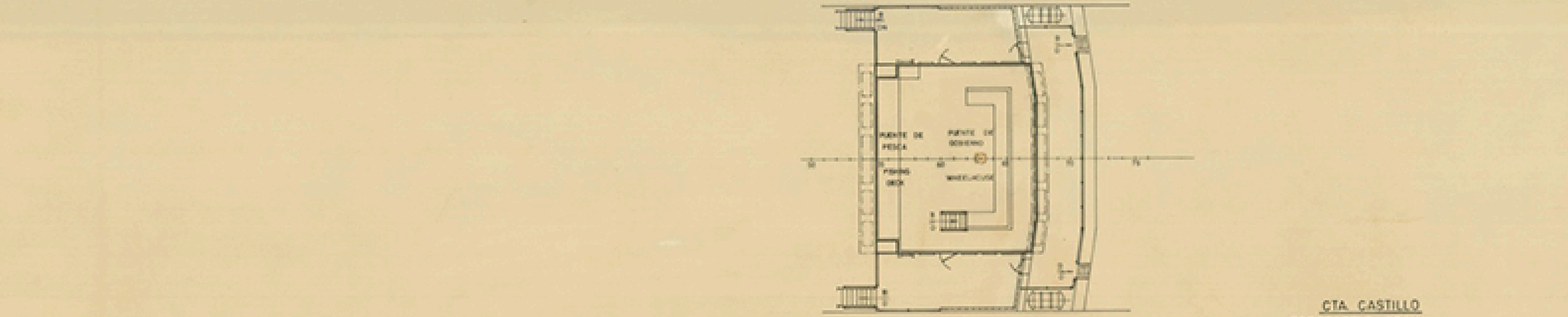
DOBLE FONDO
DOUBLE BOTTOM



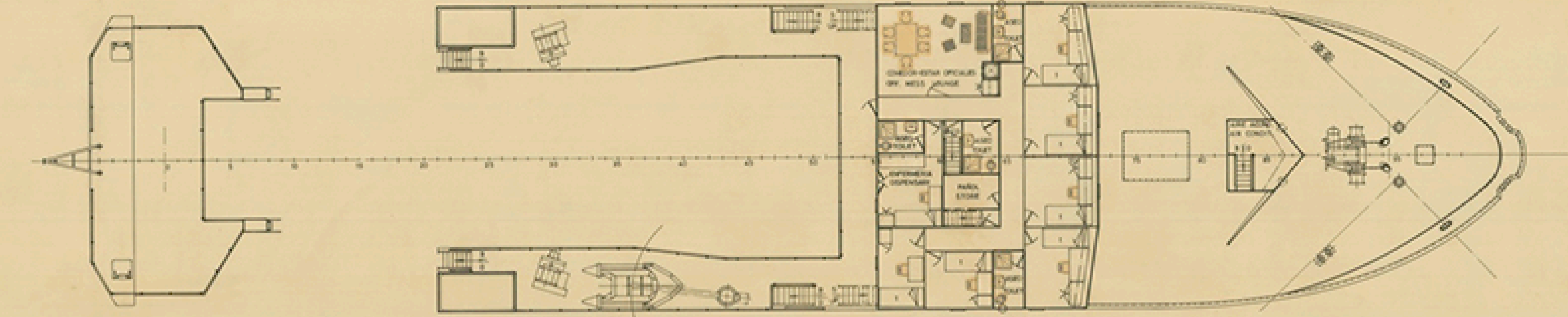
PERFIL
PROFILE



CTA PUENTE
BRIDGE DECK



CTA CASTILLO
FORECASTLE DECK



CARACTERISTICAS PRINCIPALES
MAIN CHARACTERISTICS

ENLORA TOTAL	61,00 MTS
ENLORA O.A.	52,00
ENLORA ENTRE RESPINGOLARES	52,00
LONGITUD ENTRE PP	18,00
MANGA DE TRAZADO	7,00
MOYADO BIELACHO	7,00
PUNTA A LA CTA SUPERIOR	4,30
DEPTA RD UPPER DECK	4,30
PUNTA A LA CTA PRINCIPAL	4,40
DEPTA RD LOWER DECK	4,40
CALADO MEDIO DE TRAZADO	4,40
MOYADO DRAUGHT	4,40

NO. DE PLAN	DESIGNACION	MATERIAL	EMBRERA	SEÑAL	REVISIONES
1					
2					
3					
4					
5					
6					
7					
8					
9					
10					
11					
12					
13					
14					
15					
16					
17					
18					
19					
20					
21					
22					
23					
24					
25					
26					
27					
28					
29					
30					
31					
32					
33					
34					
35					
36					
37					
38					
39					
40					
41					
42					
43					
44					
45					
46					
47					
48					
49					
50					
51					
52					
53					
54					
55					
56					
57					
58					
59					
60					
61					
62					
63					
64					
65					
66					
67					
68					
69					
70					
71					
72					
73					
74					
75					
76					
77					
78					
79					
80					
81					
82					
83					
84					
85					
86					
87					
88					
89					
90					
91					
92					
93					
94					
95					
96					
97					
98					
99					
100					

FACTORIAS VULCANO
 ENRIQUE LORENZO Y C^o S.A.
 VIGO
 FREEZER STERN TRAWLER TTF-61
 DISPOSICION GENERAL
 GENERAL ARRANGEMENT
 TECNOR OFICINA TECNICA INDUSTRIAL Y NAVAL
 CONSULTORES